



In-person + Virtual

WINTER WORKSHOPS 2025



morgan art of papermaking
conservatory & educational foundation

www.MorganConservatory.org

Our History

The Morgan Art of Papermaking Conservatory and Educational Foundation is the largest arts center in the United States, dedicated to every facet of papermaking, book arts, and letterpress printing as well as to cultivating the talents of established and emerging artists. An international destination that is free and open to the public, The Morgan Conservatory is a working studio, gallery, gathering place for the community, educational hub, and purveyor of some of the finest handmade papers in the world.

Since opening to the public in 2008, The Morgan has been a rising star in the Cleveland arts community and the papermaking world. The Morgan's 15,000-square-foot converted industrial space is home to professional and aspiring artists who are dedicated to the ancient art of papermaking, book arts, and letterpress printing. The Morgan has been transformed into an art facility with studios, an 85' double-wall gallery, a space for community events, and a unique kozo garden that was established to sustainably grow fiber for Eastern papers.

Our Mission & Vision

The Morgan Conservatory remains committed to cultivating the talents of students, mentors, and members to learn, educate, and create. The arts inspire and connect us to our neighbors and help us build a more vibrant community. The Morgan pursues its educational and charitable purposes by serving the greater community locally, nationally, and internationally with sustainable practices in an innovative, green environment.



On the Cover: History of Women Printmakers - Emily Tamulewicz

Morgan Equitable Artist Fund

The Morgan Equitable Artist Fund—made possible by the generosity of our community and seed funding from the Cyrus Eaton Foundation—provides full scholarships to aspiring, emerging, and established artists for papermaking, bookbinding, and printmaking workshops. The Fund was designed to expand creative programming for underrepresented artists, further encourage paper and book arts locally, and reflect the diversity of our community, with scholarships available for in-person as well as virtual workshops. Each of our workshops is developed by teaching artists to provide opportunities to learn craft traditions and techniques in an environment that fosters creativity and supports participants who want to learn new or advance existing skill sets. Apply for a Morgan Equitable Artist Fund scholarship on our website: <https://www.morganconservatory.org/equitable-artist-fund>





Workshop Registration

Register for workshops online at www.morganconservatory.com/s/shop or call us at 216.361.9255.



Interested in becoming a member of The Morgan?

Your annual membership entitles you to early workshop registration, a 10% discount in our store and on workshops, open studio opportunities, and more! Please visit our website for more information: www.morganconservatory.org/membership

IN-PERSON WORKSHOPS

 Papermaking	6
 Printmaking	7-8
 Book Arts	9-10
 Mixed Technique	11-12

VIRTUAL WORKSHOPS

 Book Arts Printmaking Mixed Tech	13
 Professional Development	14



Above: Marbling - Jennifer Omaitz

Winter Season

The Morgan Conservatory is thrilled to announce the 2025 winter season workshops. We strive to preserve traditional practices in hand papermaking, letterpress printing, and the art of the book, while cultivating contemporary artwork made within these disciplines. Our workshops provide opportunities to learn craft traditions and creative techniques developed by practicing artists in an environment that fosters creativity. Workshops are open to all skill levels, from beginners to professionals, and—unless otherwise noted—no prior experience is required. We look forward to opening our doors to you this winter as we create art together!

Introductory Level Workshops

Intro Level Workshops are designed specifically for those who are new to the fields of hand papermaking, letterpress printing, and the art of the book. These workshops focus on building knowledge and introductory skills within The Morgan's studio areas. Although very few of our workshops require prior experience, we know it can be helpful to dip your toes into the (pulpy) water before deep diving into more advanced techniques. Intro Level Workshops are a great way to start or continue your learning journey at The Morgan Art of Papermaking Conservatory and Educational Foundation.

Professional Development Series

The Morgan Conservatory is unveiling a new series of workshops geared specifically to the professional side of the art world. Learn how to promote artwork, write an artist statement, frame artwork, apply for a residency or grant, etc. These workshops will support artists/participants as they work to find success in their trade.

Workshop Suites

Workshop Suites comprise themed topics that are grouped and made available at a discounted rate. With our workshop suites, participants can build on previously learned skills at a more affordable price. Check The Morgan website to learn more about registering for our workshop suites.

A Letter From Our Executive Director - Nicole E Donnelly

Warm Winter Greetings, friends, members, and fellow artists!

Welcome to The Morgan Art of Papermaking Conservatory and Educational Foundation's schedule of Winter Workshops for 2025. As we have for the past 16 years, we are hosting a balanced and impressive slate of on-site and virtual workshops that are open to all skill levels, from beginner to advanced.

Our workshop instructors are innovative artists and practitioners who come from Northeast Ohio and all over the country (and the world). They join The Morgan's staff in our dedication to both preserving traditional practices while also cultivating contemporary artwork that is made within the disciplines of hand papermaking, letterpress printing, and the art of the book. In short, our workshops provide opportunities to explore craft traditions and push the boundaries of creative techniques in an environment that encourages experimentation and creativity.

The Morgan would not be able to bring these outstanding workshops to you without the generous support from The Cleveland Foundation, Cuyahoga Arts & Culture, The Char and Chuck Fowler Family Foundation, The George Gund Foundation, the Ohio Arts Council, the Windgate Foundation, and our contributing members and donors. Their generosity makes it possible for The Morgan to exist and significantly impacts our ability to welcome the community through our doors each day. I hope you will consider becoming a member, which allows you to enjoy a 10% discount in our store and on workshops, access to our weekly Open Studio sessions, and more.

You can visit our website or use the catalog's QR code (on the back page) to become a member and to join our mailing list for the most current information about scheduled workshops, pop-up workshops, and other special events throughout the year. I am deeply grateful to all of our talented instructors who generously share their knowledge and skills, and to everyone who takes a workshop and actively participates in preserving the ancient and evolving art of papermaking. The entire staff of The Morgan Conservatory joins me when I say that we look forward to creating art together in the New Year!

Best regards,

Nicole Donnelly
Executive Director

P.S. Many of our classes fill quickly! Register ONLINE to reserve your place today: www.morganconservatory.com/s/shop or call us directly at 216.361.9255.




Intro to Western Papermaking

Taught by Ryan Cermak

January 25 | 10:00-4:00 | \$100

During this introductory workshop, participants will be introduced to Western hand papermaking's history and basics, from processing fibers in the beater to drying and cleaning up in the studio. Participants will look at different types of fiber, discuss their physical properties and how to process them, and learn about the types of paper they produce. Through hands-on demonstrations, participants will learn about the equipment and tools of the studio, how to achieve consistent sheet formation (from cotton, abaca, and flax fibers), and working with inclusions and pulp painting. Participants can expect to make a stack of handmade paper to bring home.




Paper Techniques

Taught by Nicole Malcolm

February 22-23 | 10:00-4:00 | \$250

Using various Western papermaking techniques—from simple sheet forming to pigmenting pulp—participants will work with a wide range of pulp painting, stencil making, and additions of inclusions (dried flowers, magazine clippings, personal artwork, etc.) to produce images and colors. Beyond simple standard sheet pulling, this workshop will show participants how to add meaning, objects, and dimension to their creations.



Japanese Papermaking

Taught by Michaëlle Marschall

March 29-30 | 10:00-4:00 | \$250

Japanese papermaking is an ancient art that is more than 1,300 years old. In this two-day workshop, participants will learn how to create beautiful sheets of washi and will be introduced to traditional and nontraditional processes of making Japanese paper from start to finish. Using kozo grown in The Morgan's garden, participants will learn how to scrape the bark, cook, and beat the fibers to form strong, translucent sheets of paper.

Intro to Letterpress

Taught by R.E.Anderson

February 2 | 10:00-4:00 | \$85

Learn all about Letterpress in this one-day introductory workshop that covers everything from the history of the printing press, terminology, woodblock and metal type collections, different presses at The Morgan, tools of the trade, and general press and studio upkeep. Utilizing what is learned during the workshop, participants will design a poster, set and lock-up type in one of our Vandercook presses, and pull prints of their poster to take home.



Above: The Morgan Wood Block Collection in the Letterpress Studio



Letterpress Possibilities: Pressure Printing & Moveable Type

Taught by Wendy Partridge

March 1-2 | 10:00-4:00 | \$200

This workshop will explore The Morgan's flat-bed cylinder presses and collection of large wood and metal type. Participants will make pieces with handset type and pressure printing imagery (an experimental letterpress technique that is used to create textural effects). The workshop includes a comprehensive introduction to setting type by hand, opportunities to learn alternative letterpress processes, and hands-on operation of The Morgan's Vandercook presses (the workhorses of letterpress printing).



History of Women Printmakers

Taught by Emily Tamulewicz

March 15-16 | 10:00-4:00 | \$200

In this two-day workshop, participants will learn about the world of historical and contemporary Women Printmakers. On day one, enjoy a history lesson and learn how to carve a linoleum block that is inspired by natural themes in the work of the Folly Cove Designers. On day two, set type and add a statement to your piece in the true fashion of Sarah and Mary Katherine Goddard. This workshop incorporates all of the steps from beginning to end: Create a drawing to be translated into a print, carve linoleum, set type, and print. Participants will take home 10-20 copies of their finished work.



Intro to Bookbinding, part I

Taught by R.E.Anderson

January 11 | 10:00-4:00 | \$75

During this introductory workshop, participants will learn about bookbinding's history, terminology, and tools of the trade before learning how to create a basic accordion fold and pamphlet stitch. Building from those forms, participants will explore more complex models that incorporate soft and semi-hardcovers. Participants will expand on and experiment with their newfound skills by making a book of choice during the workshop.



Building Bookbinding Tools

Taught by Joseph Iarocci

January 18 | 10:00-4:00 | \$150

Bring The Morgan Bindery into your home with this workshop! Participants will learn step-by-step techniques for making specialized bookbinding tools. Working with The Morgan's facilities manager, participants will make some of the key tools that every bookbinder requires: punching cradle, punching guide, and sewing frame.



Intro to Bookbinding, part II

Taught by R.E.Anderson

February 15 | 10:00-4:00 | \$75

Building on skills learned in Intro to Bookbinding, part I, participants will delve more deeply into the trade's history, terminology, and tools. By focusing on more complex forms (Coptic Stitch, French Link Stitch with a Kettle Stitch Variation, and Long Stitch with a Link Stitch Variation), participants will gain hands-on experience with tools such as the sewing cradle, PVA, and nipping press. Participants will make personalized bound journals using the forms mentioned above.




Repurposed Books

Taught by R. E. Anderson

March 2 | 10:00-4:00 | \$125

Turn hardbound books into a repurposed book of unique design using The Morgan's collection of spiral-binding punching machines. Using either hardbound books brought in or a book provided by The Morgan, participants will learn how to turn any book into something new and unique. Create a new sketchbook sandwiched between the pages of a classic children's book or a fresh journal from a favorite hardbound calendar. Participants will leave with 2-3 spiral-bound books of their own.



Coptic Bookbinding

Taught by Jennifer Omatz

March 15 | 10:00-4:00 | \$17

This one-day workshop will introduce basic Coptic stitch binding from cover to cover. Students will learn how to create a small book with single and multiple-needle approaches. These beginning approaches will allow students to master the basic structure and rhythm needed to complete a single book before advancing to more complicated stitch techniques.



Cartonnage: Making Boxes

Taught by Nancy Halbrooks

March 22-23 | 10:00-4:00 | \$250

Participants will begin by exploring simple box structures before moving on to more complex structures that will be covered with decorative paper, rather than traditional fabric. In the nineteenth century, fabrics (which, at that time, were the typical covering used for boxes) became more readily available due to the industrialization of fabric mills. Box making became part of women's home craft/art (embroidery, needlepoint, cross-stitch, and other fabric crafts). Today's expanding interest in making handmade paper and bookbinding/book arts has also increased interest in Cartonnage.

Wild Crafting Paper Dye: Black Walnut

Taught by Anna Chapman

January 4-5 | 10:00-4:00 | \$200

In this workshop, participants will learn how to wild-craft inks and dyes using local natural materials. Black walnut husks will be provided for the class to create a large batch of ink used as a dye bath. Participants—who will be provided with paper from The Morgan—are also encouraged to bring in paper. At the end of the workshop, participants will leave with an 8 oz jar of Black Walnut Ink and resources to help them continue at home.



Intro to Marbling

Taught by Ryan Cermak

February 1 | 10:00-4:00 | \$100

This one-day workshop will cover paper marbling at an introductory level. Participants will be involved in all steps of the process, including reviewing the history of marbling, learning about the tools of the trade, and learning how to prepare the carrageenan. The workshop will include demonstrations of how to create several different traditional marbling patterns before participants explore and utilize the skills they learned. At the end of the workshop, each student will have marbled paper to take home.



Above: Marbling Demo for Community Day - Ryan Cermak



Exploring Encaustics

Taught by Michaelle Marschall

February 8-9 | 10:00-4:00 | \$220

During this two-day workshop, participants will be introduced to a wide variety of basic techniques and tools used in encaustics: building layers of pigmented wax, fusing, embedding, and collaging objects. Students are encouraged to bring-as inclusions—personal items from home and/or drawn or printed imagery as source materials to be used when creating luminous paintings on the prepared board provided by The Morgan.



Modern Marbling

Taught by Jennifer Omaitz

March 8-9 | 10:00-4:00 | \$270

Learn the ancient art of marbling on paper in this intensive workshop. Participants will explore patterns and designs by marbling on a variety of papers, and they also will explore color combinations and marbling techniques through traditional (Ebru) and non-traditional approaches. Marbling consists of suspending inks on a thickened water (carrageenan) bed. These inks are raked through a series of swirls, zig-zags, and other gestures to transform a given design. Students can expect to make at least 12 sheets of marbled paper.

BOOK ARTS

Media Flag/Tag Books with Painted Cover

Taught by Rosemary Rae

February 18 | 5:00-8:00 pm EST | \$75

Create a truly original book: a Mixed Media Flag/Tag book that showcases your painting, collage, and book-making techniques. This class is perfect for anyone who is excited to explore a different twist on a creative book structure. Originally created by Hedi Kyle, the traditional flag book has small panels that cross each other when the book opens and closes. In this modified version, all of the panels sit in alignment, and when the book is open, your original, hand-decorated tags are on display.

PRINTMAKING

Origami & Flower Home Printing

Taught by Sato Yamamoto

March 11 | 5:00-8:00 pm EST | \$75

Join Japanese bilingual artist, Sato Yamamoto, in this printmaking workshop that incorporates the tradition of origami and a unique style of art to create dynamic designs and expressive scenic views from the comfort of home. Participants will be walked through the processes to make their own beautiful origami and flower prints in this approachable and stunning process.



MIXED TECHNIQUE

Mechanical Valentines for the Mildly Romantic

Taught by Shawn Sheehy

February 11 | 5:00-7:00 pm EST | \$75

These Valentines probably are better at saying "You are a fun person" rather than "You are my one and only." Either way, join instructor Shawn Sheehy in building this trio of whimsical, animal-based valentines while also learning a bit about the mechanics of paper engineering. This workshop features a kit of pre-cut pieces, so all you need is a couple of hand tools. This class is perfect for beginners and folks looking to incorporate animation into their artist books.



The Sustainable Artist

Taught by Anna Chapman

January 7 & 14 | 5:00-8:00 pm EST | \$150

Sustainability in art has an ancient history and has renewed focus in modern times. With artist Anna Chapman, participants will learn methods for finding, processing, and refining sustainable pigments while also exploring how the artist's relationship to the earth affects their relationship to their work. Explore these themes and methods in this virtual workshop that bursts with originality and passion for the creative.

Words/Matter: Artist Statements & Art's Statements

Taught by Sam Radford

January 21 | 5:00-8:00 pm EST | \$75

Crafting artist statements are a vital part of working in the art world today with the challenge of not only representing your art but yourself as well. Learn how to navigate expressing yourself in your artist statements, how your materials speak about your art, and how to best combine the two in a way most authentic to you. Develop strategies to take advantage of all the opportunities afforded to you and hone your practice to stay true to your art and yourself.



Above: The Sustainable Artist - Anna Chapman

How to Get The Residency of Your Dreams

Taught by Emily Tamulewicz

January 28 | 5:00-8:00 pm EST | \$75

Are you thinking about applying for the residency of every artists' dreams? Learn what review boards are looking for in an application (letter of introduction, references, clear online portfolios, and concise project proposals). Working with The Morgan's Artist Opportunities Manager, Emily Tamulewicz, participants will review what it takes to stand out from the crowd and craft the best responses when presenting artwork and project proposals.

From Studio to Gallery: Matting, Mounting & Framing Works on Paper

Taught by Celeste Stauber

March 18 & 25 | 5:00-8:00 pm EST | \$150

What does one do after the fun part is completed? Working with The Morgan's Gallery & Store Manager, Celeste Stauber, participants will learn how to best represent pieces for consideration and then pack work for the arduous journey through the postal service. Photographing, group show applications, solo show proposals, and artwork packing/installation instructions will be covered in this informative virtual workshop.

Submitting to Shows & Packing Your Work

Taught by Celeste Stauber

February 4 | 5:00-8:00 pm EST | \$75

In this two-session virtual workshop, participants will learn archival techniques on how to mount and frame works on paper. All common aspects of framing will be covered, including how to choose the correct materials, mounting methods for your artwork, the process of measuring and mounting work to archival matboard, and which type of frame and framing hardware is appropriate for the artwork. There will be demonstrations on operating The Morgan's ProMat Cutter, assembling a metal frame, and adding spacers to metal or wood frames.



Above: Pulp Painting at Community Day

Want to Teach at The Morgan?

The Morgan's workshop instructors are practicing artists who come from all around the United States and the world. If you want to join our expansive (and growing) family of teaching artists, please complete the teaching application on our website at <https://www.morganconservatory.org/apply-to-teach>

Master Instructor Application

If you have years of experience in studying, teaching, and working within the fields of papermaking, bookbinding, or printmaking as a teaching artist or crafts person, you may be eligible for Master Instructor status at The Morgan. Learn more and apply to be a Master Instructor on The Morgan website.

Workshop Participation Needs

Our workshops are always open to all skill levels, from beginners to professionals, and—unless otherwise noted—no prior experience is required.

If you have any special needs or requirements to participate in our workshops, please inform us in advance via email or in the note section of your registration. We will do our best to accommodate every willing participant.

Participants under the age of 18 need a parent or guardian to sign our liability waiver at the beginning of the workshop.

Accessibility

The Morgan Conservatory is committed to keeping our building and programming accessible to visitors of all ages and abilities. Our facility is accessible to those using wheelchairs and other mobility devices, and our teaching artists can accommodate a wide range of needs if given notice.

Workshop Cancellation Policy

14 Days or More Before the Workshop: Participants who cancel 14 days or more before the workshop date will receive a partial refund, minus any applicable processing fees.

14 Days or Less Before the Workshop: No refunds will be issued for cancellations made 14 days or less before the workshop date, at the discretion of The Morgan Conservatory.

For any questions, please contact Lysa, our Workshop Coordinator & Manager, at lysa@morganconservatory.org



**Did you have a blast in your workshop?
Come back and use our OPEN STUDIOS!**

The Morgan's Open Studio program allows artists and students access to our studio spaces and equipment, providing the opportunity to continue working in the areas of papermaking, letterpress printing, or bookbinding after you have taken a workshop with us.

**Hours: Thursdays, 5pm - 8pm
Saturdays, 12pm -3pm**

Open Studio users must register & book their time in advance and online to guarantee that space and equipment are available.

Rates:	Member	Non-Member
Book Bindery		
Hourly	\$8	\$12
Monthly	\$160	\$240
Printmaking		
Hourly	\$10	\$15
Monthly	\$200	\$300
Papermaking		
Hourly	\$20	\$25
25 hrs - 29 hrs	\$15	\$20
50 hrs +	\$10	\$15

For Extended Sessions please email:
artistopps@morganconservatory.org

ARTS PASS

The Morgan Conservatory is now an ARTS PASS Partner!

Receive reciprocal benefits at SPACES:

Free access to SPACES workshops, demos, and professionalization sessions

PRAXIS FIBER WORKSHOP:

15% discount on classes

Studio access Wednesdays + Sundays

ZYGOTE PRESS:

25% discount on classes & access to

Open Studio hours

	Student Senior \$45	Individual \$75	Partner \$135	Supporting \$240	Sustaining \$500+
10% Store discount	✓	✓	✓	✓	✓
Open Studio discount	✓	✓	✓	✓	✓
10% off Adv Workshops		✓	✓	✓	✓
Annual Members' Exhibition		✓	✓	✓	✓
Members Only Event Pass for 2			✓	✓	✓
Private Tour / Reception				✓	✓
Digital & Print Recognition					✓

Interested in becoming a member of the Morgan?



A 12-month Morgan membership includes store and workshop discounts and more!

Please see our website for more information.

MorganConservatory.org

Connect with us!
216.361.9255



morgan art of papermaking
conservatory & educational foundation
1754 East 47th Street, Cleveland, OH 44103